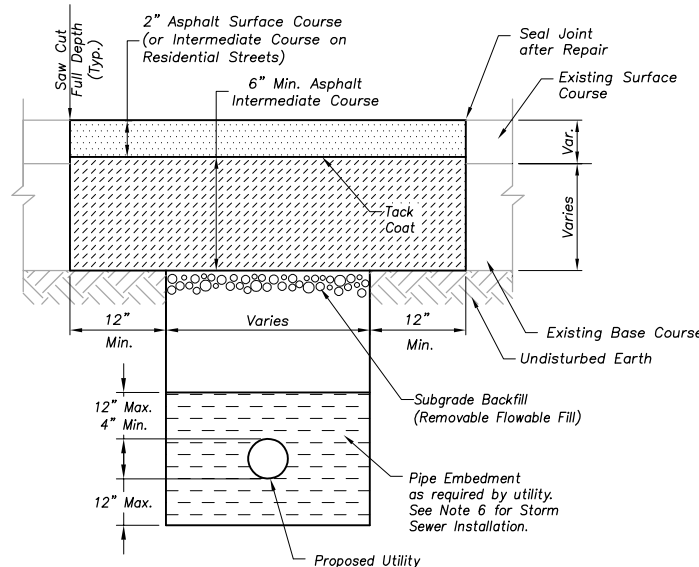


**Asphaltic Concrete Street Repair**

**Type I**

(Concrete Base /w Asphaltic Concrete Surface)

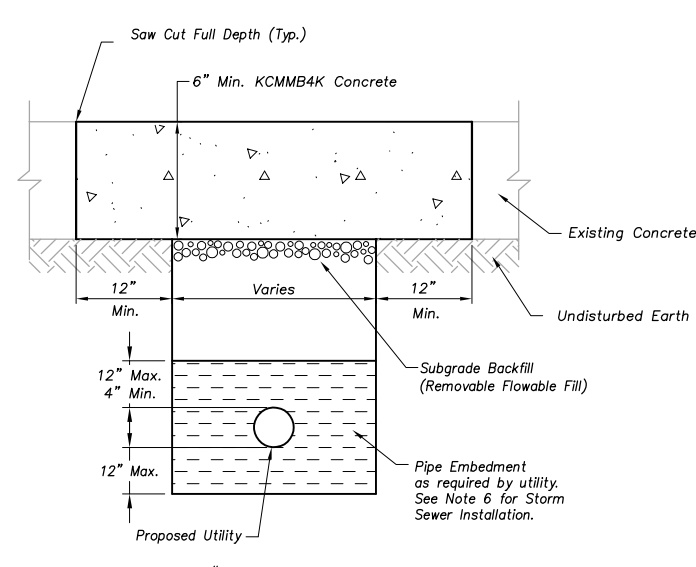


**Asphaltic Concrete Street Repair**

**Type II \***

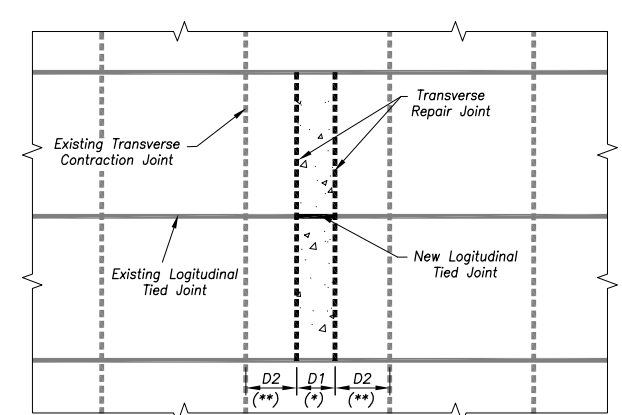
(Full Depth Asphaltic Concrete)

\* - Type II Street Repair May be Used Only if Excavation Width Exceeds 6'

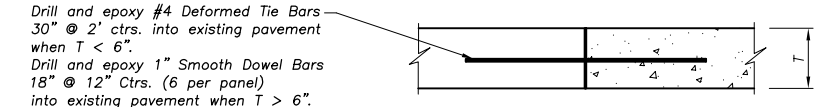


**Portland Cement Concrete Street Repair \*\***

\*\* - May be Used Only on Existing Concrete Streets

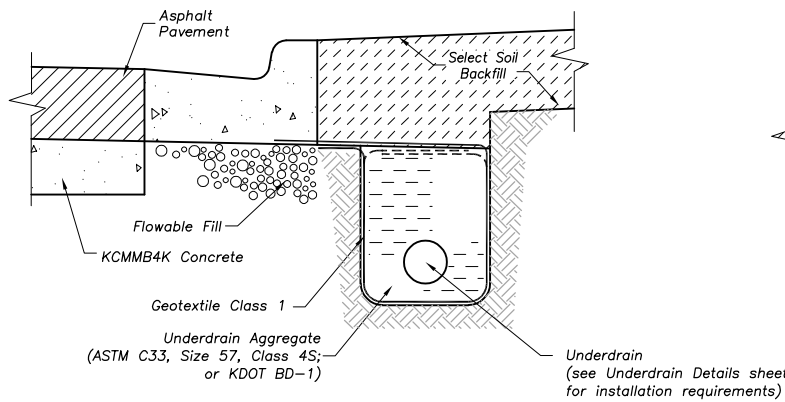


(\*) - When street repair (D1) is greater than 50% of the slab, replace the entire slab.  
 (\*\*) - When the distance between the repair joint and the existing joint (D2) is less than 3', replace panel to the existing joint. (See Transverse Construction Joint Detail). When D2 is more than 3' - see Transverse Repair Joint Detail.

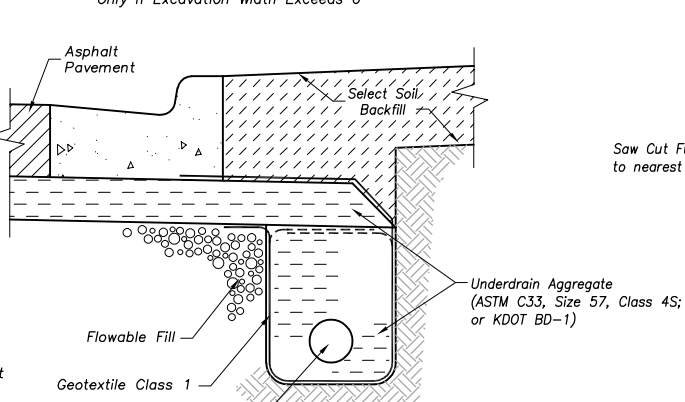


**Transverse Repair Joint**

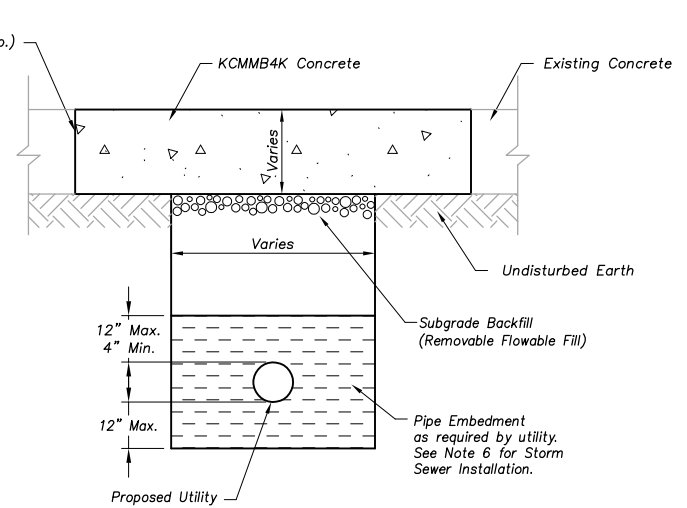
(See Sht.13 for additional Joint Details)



**Pipe Underdrain Repair**

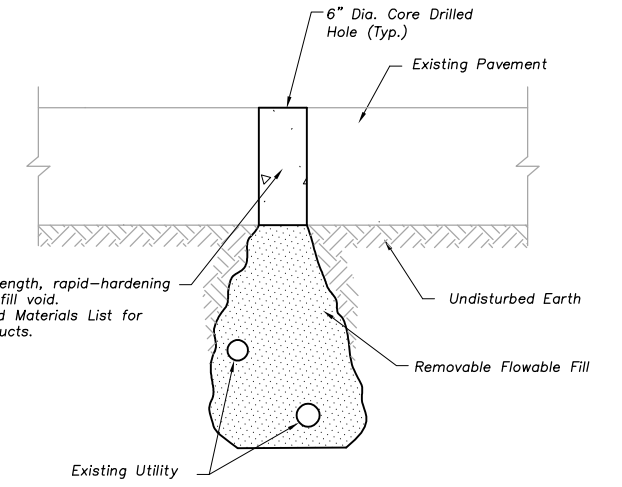


**Pipe Underdrain Repair with OP Special**



**Repair Under Curb, Sidewalk or Driveway**

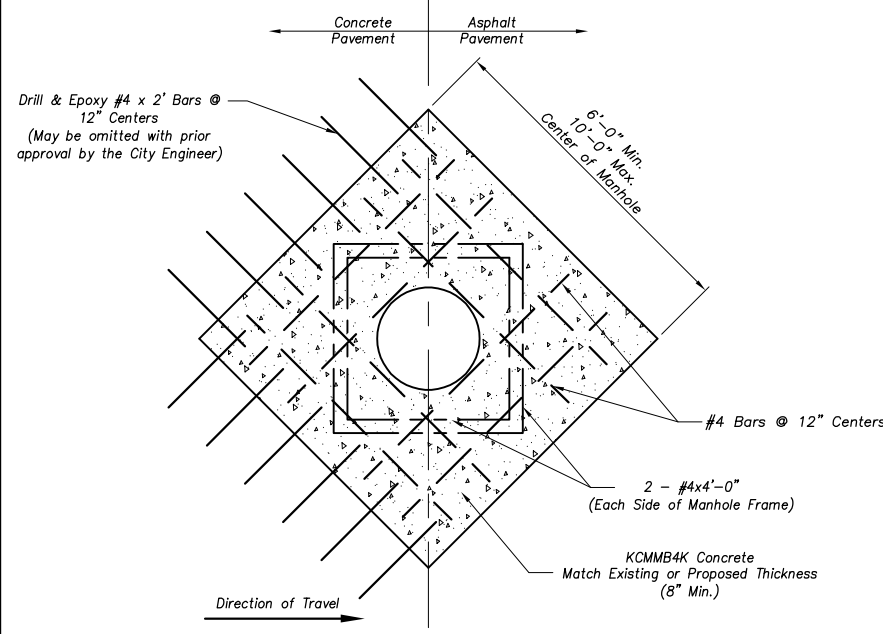
- Repair under curb/sidewalk/driveway notes:**
1. Curbs, sidewalks and driveways shall be sawed full depth, removed and replaced to nearest contraction or expansion joint.
  2. If adjacent section of curb, sidewalk or driveway is cracked, chipped or otherwise damaged, it shall also be removed and replaced to nearest joint.
  3. All concrete used in this work shall be KCMMB4K.



**Utility Investigation Excavation Repair \*\*\***

\*\*\* - for repair areas under 1 s.f.

- Utility Investigation Excavation Repair Notes:**
1. For repair areas greater than 1 s.f. or non-core drilled pavement cut see Street Repair Detail.
  2. Contact the City Representative regarding approved bonding agent.
  3. High Strength, rapid hardening concrete may be substituted with non-shrink grout, having a minimum compressive strength of 3000 psi in 24 hours and conforming to ASTM C1107, with a 2" cap of asphalt repair material.



**Manhole in Paved Area \*\*\*\***

\*\*\*\* - Detail applies to improved thoroughfares and all improved concrete streets. For existing concrete streets, coordinate with existing joints.

- Street Repair Notes:**
1. Overland Park Municipal Code (OPMC) and Overland Park Design and Construction Standards Manual (OPDCSM) are incorporated, except as otherwise noted. In restoring the Right-of-Way, the Permittee guarantees its work and shall maintain it for 24 months following its completion.
  2. The Manual on Uniform Traffic Control Devices, the Overland Park Traffic Control Handbook for Street Maintenance and Construction Operations, and the latest edition of the O.P. Manual of Infrastructure Standards are incorporated except as otherwise noted.
  3. Any excavation left open overnight in any roadway shall be securely plated. Plates shall be properly anchored and all edges of the plate shall be ramped with asphalt surface mix to prevent rattling.
  4. All KCMMB4K Concrete, removable flowable fill and asphaltic concrete shall conform to OPMC Title 13.
  5. When trenching through OP Special Aggregate Base, flowable fill shall be used to backfill the trench to the elevation of the bottom of the OP Special Aggregate Base, then backfilled and compacted to the bottom of pavement with ASTM C33, Size 57, Class 4S aggregate.
  6. For Storm Sewer Installation pipe embedment shall be filled to 4" above the top of pipe.
  7. Permanent pavement markings shall be replaced with like materials within fourteen days after the pavement surface has been replaced, unless otherwise authorized by the City Engineer.

REVISIONS:	
02/15/00	Street Repair Types; Notes;
07/01/03	Concrete Mix Designation;
Jan. 2006	Miscellaneous;
Feb. 2008	OPMC Reference;
RELATED ORDINANCES:	
OPMC Title 13	

Year 2021 Edition

**OVERLAND PARK**  
KANSAS

ABOVE AND BEYOND. BY DESIGN.

DEPARTMENT OF PUBLIC WORKS  
STANDARD DETAILS

**STREET REPAIR DETAILS**