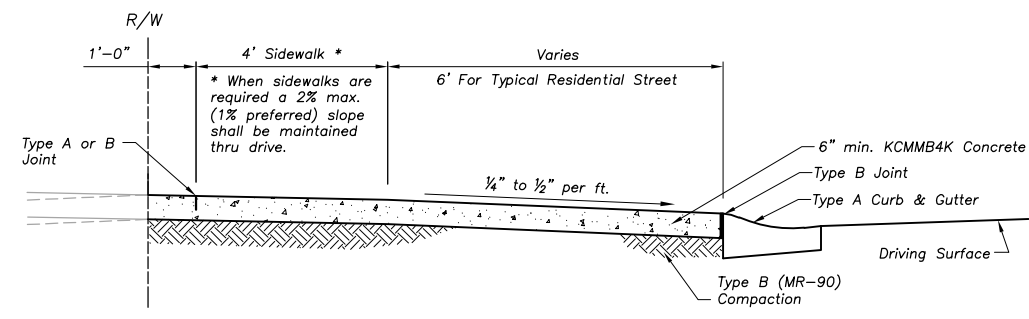


**PLAN**  
Not to Scale

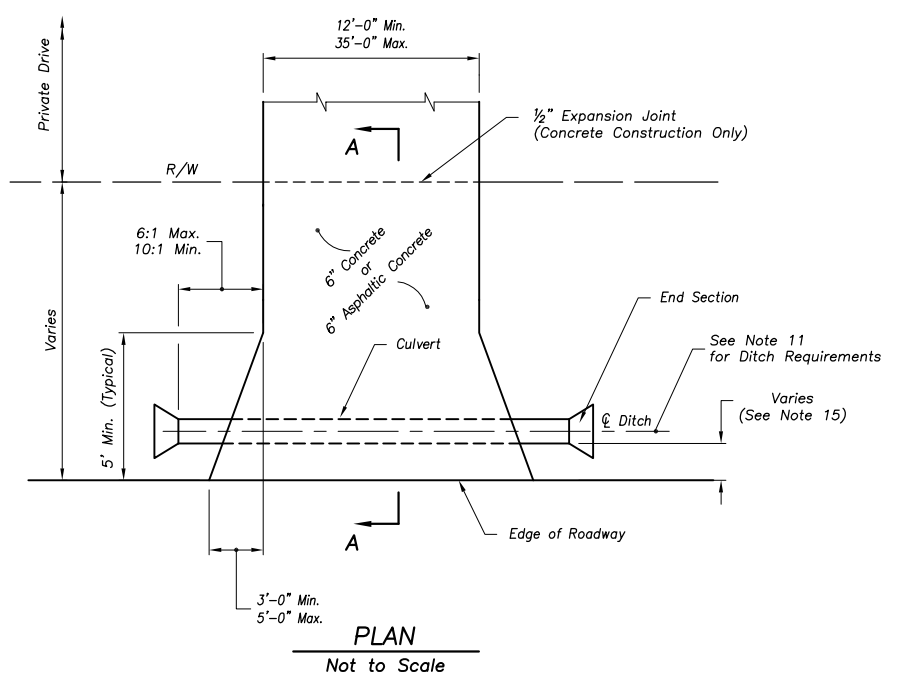


**SECTION A-A**  
Not to Scale

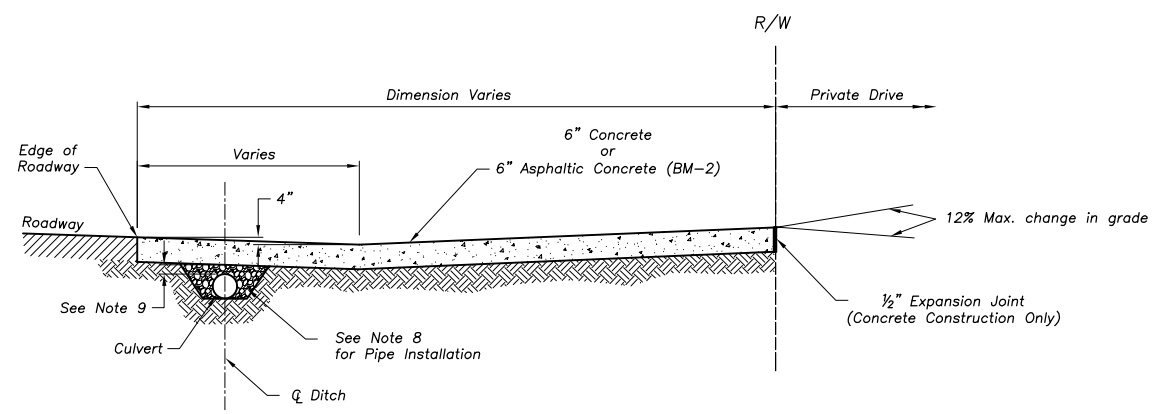
Residential Driveway Notes:

- Overland Park Municipal Code (OPMC) and Overland Park Design and Construction Standards Manual (OPDCSM) are incorporated, except as otherwise noted.
- KCMMB4K Concrete shall be used throughout.
- Sidewalk is located one foot from the right-of-way line, therefore position of sidewalk in relation to the 3'-0" x 6'-0" transition may vary.
- Grading within the right-of-way to be as per the Typical Section and Plans.
- Driveway wing shall not extend past side property line extension. Driveway wing dimensions may require modification to ensure encroachment on adjacent property does not occur.
- Concrete pavement shall be jointed with Type A joints. No jointed slab shall exceed 12' x 12'.
- Sidewalk, abutting driveway entrance, must be replaced if the elevation of new driveway entrance does not match that of existing sidewalk.
- On thoroughfares with Type B curb, the depressed driveway curb may extend into the wing for the maximum of 4' or as approved by the City Engineer.
- Driveways shall intersect the street at right angles ± 20'.
- Wings may be straight or curved.

RESIDENTIAL DRIVEWAY



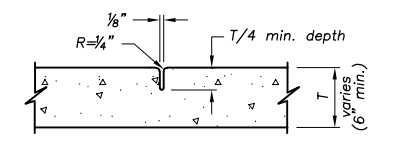
**PLAN**  
Not to Scale



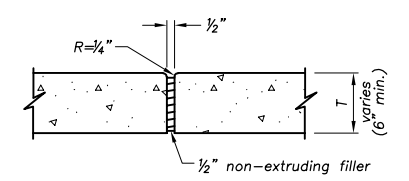
**SECTION A-A**  
Not to Scale

Driveway Entrance on Non-Curbed Streets Notes:

- Overland Park Municipal Code (OPMC) and Overland Park Design and Construction Standards Manual (OPDCSM) are incorporated, except as otherwise noted.
- KCMMB4K concrete shall be used throughout.
- Culvert diameter to be approved by the City Engineer. The size of the drive culvert shall be a minimum of 12" diameter and designed for at least a 10-year storm event. The slope of the pipe shall be a minimum of 0.5%.
- Minimum culvert length is 24 feet, or driveway width plus 10 feet.
- Culvert shall be RCP or HDPE, meeting the City's specifications for storm pipe. CMP pipe is not allowed.
- Bell-and-Spigot gasketed joints or manufactured coupling bands are required with HDPE.
- Inspection of driveway forms is required prior to pouring of concrete.
- Compacted granular backfill is required with HDPE. The backfill material shall be ASTM Class 1 Material, KDOT PB-3, or as approved by the City Engineer. There shall be a minimum of 12" cover for HDPE pipe.
- Refer to the City of Overland Park RCP Installation Standard Detail for guidance. There shall be a minimum of 6" cover for RCP pipe.
- Top of concrete to be level with road surface.
- Ditch needs to be cleaned both upstream and downstream. Obtain 2.5% minimum slope in the ditch. Refer to the City of Overland Park R.E. District Ditch Street Typical Section Standard Detail for additional requirements.
- Slopes transverse to the public street (e.g.: driveway side slopes) should be as flat as practical. Where practical a slope of 1 vertical to 6 horizontal (1V:6H) or flatter shall be constructed with a minimum slope of 2.5% being allowed. In no instance shall the slope exceed 1V:4H without specific City approval.
- Driveways shall intersect the street at right angles ± 20'.
- Wings may be straight or curved.
- Driveway culverts:
  - Shall be placed as far away from the public roadway as practical.
  - Shall be cut to match the driveway slope.
  - Depending on location may require bar grates or other end treatment when larger than 24" in diameter.
  - Shall have delineators placed at each end for hazard identification.
- Refer to the current addition of the AASHTO Roadside Design Guide for additional information on the construction of the driveway and the placement of the driveway culvert to allow sufficient clear zone and flare rates.



**Type A (Contraction)**



**Type B (Isolation)**

JOINT DETAILS

Not to Scale

DRIVEWAY ENTRANCE ON NON-CURBED STREETS

REVISIONS:	
02/15/00	Compaction Type; Notes;
07/01/03	Concrete Mix Designation;
Jan. 2009	Driveway Entrance on Non-Curbed Streets;

RELATED ORDINANCES:	
OPMC Title 13	

**OVERLAND PARK**  
KANSAS  
ABOVE AND BEYOND. BY DESIGN.

DEPARTMENT OF PUBLIC WORKS  
STANDARD DETAILS

**RESIDENTIAL DRIVE DETAIL**

Year 2021 Edition