



City of Overland Park

**2021 Community Development Block Grant
Consolidated Annual Performance Evaluation
Report (CAPER)**

Submitted to:
U.S. Department of Housing and Urban Development

Prepared By:
City of Overland Park
Planning and Development Services Department

March 7, 2022

CR-05 - Goals and Outcomes

Progress the jurisdiction has made in carrying out its strategic plan and its action plan. 91.520(a)

This could be an overview that includes major initiatives and highlights that were proposed and executed throughout the program year.

During the 2021 Program Year, covering the period of January 1, 2021 through December 31, 2021, the city distributed \$739,650.19 in CDBG funds in the following categories:

Housing Projects	\$67,213.46
Economic Development Projects	\$398,911.07
Public Service Projects	\$155,755.55
Planning and Administration	\$117,770.11
TOTAL	\$739,650.19

The CDBG funding expended during the 2021 Program Year included funds from the city's 2020 allocation and a special allocation of CDBG-CV funds.

Comparison of the proposed versus actual outcomes for each outcome measure submitted with the consolidated plan and explain, if applicable, why progress was not made toward meeting goals and objectives. 91.520(g)

Categories, priority levels, funding sources and amounts, outcomes/objectives, goal outcome indicators, units of measure, targets, actual outcomes/outputs, and percentage completed for each of the grantee's program year goals.

Goal	Category	Source / Amount	Indicator	Unit of Measure	Expected – Strategic Plan	Actual – Strategic Plan	Percent Complete	Expected – Program Year	Actual – Program Year	Percent Complete
Economic Development	Non-Housing Community Development Economic Development	CDBG-CV: \$	Jobs created/retained	Jobs	80	84	105.00%			
Economic Development	Non-Housing Community Development Economic Development	CDBG-CV: \$	Businesses assisted	Businesses Assisted	80	58	72.50%			
Housing Rehabilitation	Affordable Housing	CDBG: \$	Homeowner Housing Rehabilitated	Household Housing Unit	100	1	1.00%	25	1	4.00%
Neighborhood Improvement and Stability	Non-Housing Community Development Public Improvements and Infrastructure	CDBG: \$	Public Facility or Infrastructure Activities other than Low/Moderate Income Housing Benefit	Persons Assisted	5000	0	0.00%	150	0	0.00%
Planning and Administration	Administration	CDBG: \$ / CDBG-CV: \$	Other	Other	0	0				
Public Services	Homeless Non-Homeless Special Needs	CDBG: \$ / CDBG-CV: \$	Public service activities other than Low/Moderate Income Housing Benefit	Persons Assisted	3000	0	0.00%			
Public Services	Homeless Non-Homeless Special Needs	CDBG: \$ / CDBG-CV: \$	Public service activities for Low/Moderate Income Housing Benefit	Households Assisted	250	279	111.60%	250	279	111.60%

Table 1 - Accomplishments – Program Year & Strategic Plan to Date

Assess how the jurisdiction's use of funds, particularly CDBG, addresses the priorities and specific objectives identified in the plan, giving special attention to the highest priority activities identified.

The city of Overland Parks' 2020-2024 Consolidated Plan identified the following objectives as the highest priority needs.

Non-housing Community Development, including public facilities, public improvements, and infrastructure:

Friends of JCDS expended \$67,213.46 during the 2021 Program Year for the rehabilitation of a single-family house to provide affordable housing to the clients of Johnson County Developmental Supports.

Single-Unit Housing Rehabilitation:

The City provides funding for single-unit housing rehabilitation through Johnson County Housing Services' Minor Home Repair Program. The city did not provide funding reimbursement for this program in 2021 because the Minor Home Repair Program paused activity during the COVID-19 pandemic. Johnson County Housing Services plans to resume activity in 2022.

Public Services:

The City disbursed \$155,755.55 of CDBG funds to eight public service agencies that provided supportive services and financial assistance to low and moderate-income households. Funding for the public service agencies came from the FFY 2020 CDBG program and the special allocation of CDBG funds for coronavirus relief. The public service agencies include:

- Catholic Charities of Northeast Kansas;
- Hillcrest Transitional Housing;
- Johnson County Interfaith Hospitality Network;
- Johnson County Park and Recreation;
- Metro Lutheran Ministry;
- Safehome;
- The Salvation Army; and
- YMCA of Greater Kansas City.

Economic Development:

With the special allocation of CDBG funding for coronavirus relief, the city worked with a subrecipient, Community Capital Fund, to develop a Small Business Economic Recovery Program to provide assistance to small businesses in the city. The job retention project provides rent and mortgage assistance to small businesses that employ low to moderate-income employees. The microenterprise project provides rent

and mortgage assistance to small business owners who are low to moderate-income. In 2021, the city provided funding in the amount of \$398,911.07 for the Small Business Economic Recovery Program.

CR-10 - Racial and Ethnic composition of families assisted

Describe the families assisted (including the racial and ethnic status of families assisted).

91.520(a)

	CDBG
White	166
Black or African American	116
Asian	22
American Indian or American Native	3
Native Hawaiian or Other Pacific Islander	2
Total	309
Hispanic	106
Not Hispanic	224

Table 2 – Table of assistance to racial and ethnic populations by source of funds

Narrative

The above table includes data for individuals served through Friends of JCDS's group home project and through the public service projects completed by eight public service agencies. The data also includes statistics for the businesses and employees assisted by the Small Business Economic Recovery Program. Including individuals from other races (21 additional individuals).

The racial and ethnic composition of families assisted differs from the overall demographics of Overland Park. The primary differences include greater ratios of Black or African American, Other Race, and Hispanic persons served by Public Services and Small Business Economic Recovery Program projects compared to the general population.

CR-15 - Resources and Investments 91.520(a)

Identify the resources made available

Source of Funds	Source	Resources Made Available	Amount Expended During Program Year
CDBG	public - federal	792,615	250,156
Other	public - federal	1,247,762	489,894

Table 3 - Resources Made Available

Narrative

The City's FFY 2020 CDBG award was \$792,361. The projects approved within the 2020 Annual Action Plan did not receive funding awards until the third quarter of 2020. This resulted in a delay of the disbursement of 2020 funds within the 2020 Program Year; therefore, funds expended during the 2021 Program Year included FFY 2020 projects.

The City's FFY 2021 CDBG award was \$792,615, of which \$713,892.27 was allocated to 2021 projects. The City received its FFY 2021 formula allocation in the third quarter of the program year, which left limited time for subrecipients to perform funded activities and seek reimbursement within 2021. In order to ensure subrecipients maximized the impact of their grant funds, the performance period for FFY 2021 grant agreements between the City and subrecipients was lengthened to June 30, 2022. The majority of expenditures covered by these agreements will be reported in the 2022 CAPER.

The City received CDBG-CV funds in the amount of \$466,120 in the third quarter of 2020 and an additional \$781,642 in May 2021. At the end of 2020 and the beginning of 2021, the city worked to develop the Small Business Economic Recovery Program. Reimbursement for those projects began in 2021. In addition, Public Service agencies received additional funds to assist individuals and households impacted by the coronavirus. Spending of those funds is currently underway.

Identify the geographic distribution and location of investments

Target Area	Planned Percentage of Allocation	Actual Percentage of Allocation	Narrative Description

Table 4 – Identify the geographic distribution and location of investments

Narrative

Overland Park does not target funding to a specific geographic area. Agencies receiving CDBG Public Services funds through the City provide assistance to Overland Park residents based on the applicant's low to moderate-income eligibility.

Leveraging

Explain how federal funds leveraged additional resources (private, state and local funds), including a description of how matching requirements were satisfied, as well as how any publicly owned land or property located within the jurisdiction that were used to address the needs identified in the plan.

The City's CDBG Public Services allocation is leveraged with multiple awards from the City's General Fund. In 2021, \$126,200 was provided to support local non-profit agencies that deliver services to meet the various needs of low and moderate-income households. This partnership allows a wider range of agencies access to resources than is possible through CDBG funding alone.

Johnson County Housing Services administers the HOME Program and the city of Overland Park provides a cash match; however, the program was paused in 2021 due to the pandemic. No funds were provided in 2021.

The city of Overland Park does not receive Emergency Solutions Grant (ESG) funds.

CR-20 - Affordable Housing 91.520(b)

Evaluation of the jurisdiction's progress in providing affordable housing, including the number and types of families served, the number of extremely low-income, low-income, moderate-income, and middle-income persons served.

	One-Year Goal	Actual
Number of Homeless households to be provided affordable housing units	0	0
Number of Non-Homeless households to be provided affordable housing units	0	0
Number of Special-Needs households to be provided affordable housing units	0	0
Total	0	0

Table 5 – Number of Households

	One-Year Goal	Actual
Number of households supported through Rental Assistance	0	0
Number of households supported through The Production of New Units	0	0
Number of households supported through Rehab of Existing Units	25	13
Number of households supported through Acquisition of Existing Units	0	0
Total	25	13

Table 6 – Number of Households Supported

Discuss the difference between goals and outcomes and problems encountered in meeting these goals.

The City does not provide ongoing rental assistance and does not construct or manage affordable housing units with CDBG funds. Funding for emergency assistance is provided through subrecipient awards to public service agencies funded with CDBG and from the City's General Fund.

Johnson County Housing Services paused the Minor Home Repair Program during 2021 because of the COVID-19 pandemic and did not complete any housing rehabilitation projects with CDBG funds. However, the program resumed in late 2021, and funding for home repairs expects to resume in 2022.

Friends of JCDS rehabilitated a single-family house to provide affordable housing to the clients of Johnson County Developmental Supports. At the end of 2021, the agency purchased another home. Funding for which is supported by the City's CDBG funds.

The city focused its efforts on the CDBG-CV funding in 2021; therefore, there was no programming and funding towards the Neighborhood Improvement and Stability goal in 2021. The City has a spending plan in place for 2022 for park improvements and accessibility projects.

Discuss how these outcomes will impact future annual action plans.

As the costs of repairs show consistent increases over time, city staff and Johnson County Housing Services staff will continue to have ongoing discussions regarding ways to directly impact the needs of the applicants requesting assistance within the Minor Home Repair Program. Staff reviewed the per-project spending limits for CDBG-funded homeowner rehabilitation activities and adjusted funding to reflect the monetary impact of regulatory compliance and inflationary pressure on costs related to labor and materials. The program resumed in late 2021 and is expected to assist households at the same levels as seen in previous years.

Include the number of extremely low-income, low-income, and moderate-income persons served by each activity where information on income by family size is required to determine the eligibility of the activity.

Number of Households Served	CDBG Actual	HOME Actual
Extremely Low-income	198	0
Low-income	179	0
Moderate-income	17	0
Total	394	0

Table 7 – Number of Households Served

Narrative Information

The above table includes data for the persons served through Friends of JCDS's group home project and through the public service projects completed by Catholic Charities of Northeast Kansas, Hillcrest Transitional Housing, Johnson County Interfaith Hospitality Network, Johnson County Park and Recreation District, Metro Lutheran Ministry, Safehome, The Salvation Army, and YMCA of Greater Kansas City. The data also includes statistics for the businesses and employees assisted by the Small Business Economic Recovery Program.

The number of households served by CDBG projects remains reasonably consistent over time. The median income for Johnson County, Kansas for a household of four in 2021 was \$86,625. Persons that were served through the projects funded by CDBG are required to have a household income of no more than 80% of the median income, based on their respective household size.

In order to foster and maintain affordable housing, the city typically works with a subrecipient to administer a minor home repair program; however, in 2021, the subrecipient put the program on hold due to issues related to the pandemic. The Minor Home Repair Program is once again underway. The city finds that programs like this are invaluable programs for Overland Park residents so they can make

needed repairs and updates to remain in their homes. Friends of Johnson County Developmental Services, a subrecipient, rehabilitates homes for people with special needs. The rent for these housing units is calculated based on each resident's benefits. This housing option provides a long-term solution to affordable housing for those with special needs. Additionally, the city is currently working on a Comprehensive Plan to analyze recommendations outlined in the Johnson County Housing Study and Housing Toolkit for All to identify implementation steps related to affordable housing. Lastly, the CDBG Advisory Committee, composed of city residents appointed by the Mayor, identified affordable housing as a focus area in 2021 and aims to allocate CDBG funds for an increased number of housing programs.

Recent and ongoing planning efforts will allow the city to better address "worst case needs." As a partner community in the Johnson County Housing Study and Housing Toolkit for All, the city provided requested data, participated in the Steering Committee and other stakeholder meetings, and presented the recommendations to the Governing Body. Currently, the city is kicking off a Comprehensive Plan update, which will incorporate recommendations from the Housing Study into the city's policies and ordinances. The Comprehensive Plan update process will also analyze community demographics, market, and land use data to help with the decision-making process. Identification of the problems will help to promote efforts to increase housing affordability and housing choice in Overland Park. The city will also continue to partner with social service agencies that provide housing support to Overland Park residents.

CR-25 - Homeless and Other Special Needs 91.220(d, e); 91.320(d, e); 91.520(c)

Evaluate the jurisdiction's progress in meeting its specific objectives for reducing and ending homelessness through:

Reaching out to homeless persons (especially unsheltered persons) and assessing their individual needs

The City provides funding to local non-profit agencies that work with households experiencing homelessness or those at risk of homelessness. The city provided funding to subrecipients, including Catholic Charities of Northeast Kansas, Hillcrest Transitional Housing, Johnson County Interfaith Hospitality Network, Metro Lutheran Ministry, Safehome, and The Salvation Army. These agencies provide direct services to qualified Overland Park applicants.

Addressing the emergency shelter and transitional housing needs of homeless persons

Local agencies, in coordination with county departments and other KS-505 Johnson County Continuum of Care (CoC) members, worked to address emergency shelter and transitional housing needs for homeless households. The needs were informed by the recognition that those who are unsheltered are at increased risk of exposure to COVID-19, have no place to recover if they are infected, and maybe more likely to transmit the virus without their own place to stay.

Work included:

- Continuing work to establish year-round emergency shelter options for households without dependent children, for whom there is primarily cold-weather shelter currently; targeting other shelter funding sources (such as Emergency Food and Shelter Program, HUD's ESG emergency shelter component, and locally awarded CARES funding) to meet the need for additional shelter options in the interim and due to increased need with COVID-related housing losses;
- Using coordinated entry and triage screening to assure that those who are unsheltered are quickly moved to safe shelter and permanent housing;
- Utilizing state non-congregate shelter options for those households who test positive for COVID-19 to promote their safe recovery and prevent transmission;
- Focusing the additional Emergency Solutions Grant resources made available due to CARES on engaging the unsheltered and quickly moving them to permanent housing; and
- Supporting the Salvation Army's expansion of transitional housing to support more vulnerable households needing deeper support to return to independent housing.

Additionally, based on the status of COVID-19 recommendations, local agencies advocated for an extended cold weather shelter season in 2021 to assure safe emergency shelter for adult-only households. The Local Board for Emergency Food and Shelter Program funds in Phase 37 and CARES prioritized other shelter funding to meet local gaps in emergency shelter thru May 2021. Through

Emergency Solutions Grant dollars, two full-time street outreach positions have been established and new RRH beds created for individuals experiencing homelessness. The implementation of a coordinated entry system and by-name list for permanent housing supports assisted the CoC to prioritize those who are most vulnerable to quickly and efficiently move those currently in emergency shelter and transitional housing to permanent housing, thus opening spaces for those experiencing a housing crisis now.

Helping low-income individuals and families avoid becoming homeless, especially extremely low-income individuals and families and those who are: likely to become homeless after being discharged from publicly funded institutions and systems of care (such as health care facilities, mental health facilities, foster care and other youth facilities, and corrections programs and institutions); and, receiving assistance from public or private agencies that address housing, health, social services, employment, education, or youth needs

In 2021, the City allocated CDBG funds to assist low and moderate-income households and households experiencing homelessness by providing funding to the following agencies:

1. *Catholic Charities of Northeast Kansas*: assists low and moderate-income households with emergency assistance, such as rental and utility assistance
2. *Hillcrest Transitional Housing*: provides housing assistance to households transitioning from homelessness into permanent housing from their transitional housing program
3. *Johnson County Interfaith Hospitality Network*: provides case management services for households experiencing homelessness
4. *Johnson County Park and Recreation District*: provides assistance for before and after school care in Overland Park elementary and middle schools.
5. *Metro Lutheran Ministry*: assists low and moderate-income households with emergency assistance, such as rental and utility assistance.
6. *Safehome*: assists low and moderate-income households with emergency assistance, such as rental and utility assistance.
7. *The Salvation Army*: assists low and moderate-income households with emergency assistance, such as rental and utility assistance
8. *YMCA of Greater Kansas City*: provides assistance for before and after school care in Overland Park elementary and middle schools.

The City also provided funding through City General Funds to provide additional emergency assistance to Overland Park residents:

1. *Johnson County Emergency Assistance Program*: assists low and moderate-income households with emergency assistance, such as rental and mortgage assistance
2. *Johnson County Utility Assistance Program*: assists low and moderate-income households with utility assistance

Helping homeless persons (especially chronically homeless individuals and families, families with children, veterans and their families, and unaccompanied youth) make the transition to permanent housing and independent living, including shortening the period of time that individuals and families experience homelessness, facilitating access for homeless individuals and families to affordable housing units, and preventing individuals and families who were recently homeless from becoming homeless again

The city of Overland Park does not provide permanent housing but provides funding to public service agencies in order to direct emergency assistance to households within Overland Park that are at risk of homelessness or are currently experiencing homelessness.

In addition, City staff participates with the Johnson County Continuum of Care, which provides opportunities to build relationships between the City and organizations directly serving homeless individuals and families.

Overland Park will continue funding homeless services such as rapid re-housing programs and provide funding for case management services beyond short-term rental assistance in order to build the capacity of households to prevent a series of events that could result in households' losing their housing.

Multiple strategies implemented across different systems within the county were put into action in 2021 to improve outcomes for those experiencing homelessness and return them to permanent housing in the midst of the COVID pandemic. This includes, but is not limited to:

- Local school districts actively partnering with social services agencies and McKinney-Vento households to re-establish and maintain households' stable housing;
- Expanding rapid re-housing supports through ESG, CoC and state-level mental health grants to assist more households more quickly regain permanent housing;
- Supporting success through flexible services and progressive supports in partnership with clients to reduce time experiencing homelessness and likelihood of returning to homelessness;
- Connecting homeless households with children to safe shelter and subsequently first month's rent, deposits, and utilities with CARES funding;
- Providing rent and utility assistance for those who may have been homeless or experiencing housing instability to assure they did not return to homelessness or become doubled up;
- Coordination between the Johnson County Housing Authority and service providers to identify 62 households experiencing homelessness to receive Emergency Housing Vouchers via the coordinated entry system;
- Strengthening a bridge to subsidized housing using rapid re-housing and Housing Choice Vouchers within local housing authorities for those experiencing homelessness; and
- Prioritizing veteran and chronically homeless households for permanent housing options in Coordinated Entry and partnering with the Supportive Services for Veteran Families (SSVF) to expand housing supports for veterans. For example, during the COVID-19 pandemic,

organizations that have partnered with households to successfully regain permanent housing 'checked in' with them in order to connect them to emergency rent, utility, and mortgage assistance in addition to legal support if needed to assure they successfully maintain their housing through lost income and illness.

KS-505, the Johnson County CoC, continues to assess its effectiveness as a system, using system-level performance measures along with program-level reviews to gauge its progress towards reducing lengths of time households experience homelessness, reducing returns to homelessness, building households' income capacity in order to stably meet basic needs, and working with others to advocate for housing options. In KS-505's most recent systems performance measures, the average length of time homeless for those in emergency shelters dropped. Only three percent of those exiting from a CoC housing program to permanent housing returned to homelessness within 12 months and five percent within two years. Finally, CoC members along with local city and county representatives and private businesses are working to identify common housing needs and possible strategies to assure housing options for all incomes and ages.

CR-30 - Public Housing 91.220(h); 91.320(j)

Actions taken to address the needs of public housing

The Johnson County Housing Authority provides public housing vouchers for residents of the city of Overland Park. The Housing Authority provides resources and services to meet the housing needs of residents across Johnson County, including Overland Park residents. The city of Overland Park has allocated funding through CDBG funds and City general fund to local agencies that provide services to support the housing needs of local residents.

Actions taken to encourage public housing residents to become more involved in management and participate in homeownership

The Johnson County Housing Authority provides resources to participants of the Housing Choice Voucher program that support homeownership opportunities, such as the Family Self Sufficient Program and the Homebuyer Assistance Program.

Actions taken to provide assistance to troubled PHAs

The Johnson County Housing Authority is not a troubled agency and the city of Overland Park has established communication with the County to ensure that if any issues were identified, they would be addressed adequately and in a timely manner.

CR-35 - Other Actions 91.220(j)-(k); 91.320(i)-(j)

Actions taken to remove or ameliorate the negative effects of public policies that serve as barriers to affordable housing such as land use controls, tax policies affecting land, zoning ordinances, building codes, fees and charges, growth limitations, and policies affecting the return on residential investment. 91.220 (j); 91.320 (i)

In 2016, Overland Park's City Council approved the implementation of a new Rental Licensing Program. This program was developed as a response to declining neighborhood conditions, problem properties, and the condition of housing stock in the city, especially among single-family dwellings and duplex/townhome rental units.

The Rental Licensing Program began inspections in July of 2017. This program addresses the pattern of property maintenance neglect that often goes unchecked when a vulnerable population of rental tenants do not know or are afraid to advocate with their property owners for property improvements. Social service agencies report anecdotal connections between incidence and severity of property neglect and whether or not there is a local regulation to curb irresponsible rental property management. In addition to improving housing conditions, other aims of the program are to promote family stability by reducing unnecessary tenant relocations due to poor housing conditions and to prevent financial and other losses to persons of low and moderate-income due to frequent moves, which are known barriers to affordable housing and increase the risk of homelessness.

The topic of affordable housing and housing choice became a high priority to the community because of the public engagement for the city's strategic vision plan, ForwardOP. The plan, adopted in 2019, outlined actions the city should take to increase housing choice and housing affordability. In 2019, the city engaged with a consultant as a step towards implementing the goals of ForwardOP, including creating more diverse housing options and establishing policies that support the creation of pocket neighborhoods. The consultant focused its work on small-scale developments and made recommendations focused on increasing housing choices through single-family based options, including modifying the city's current development and performance standards and approval processes and fine-tuning of existing regulations such as setbacks, open space requirements, public street standards, and land division requirements to better accommodate small-scale development. Staff received support from the City's Community Development Committee to move forward with an implementation plan, which is ongoing.

In addition, the city was involved in two other efforts in 2019 and 2020 regarding affordable housing. In fall 2019, the Mid-America Regional Council's (MARC) First Suburbs Coalition completed an economic development pilot project with the National League of Cities' First Tier Suburbs Council. The project focused on workforce housing needs related to economic development in first-tier suburbs in the Kansas City region. MARC is currently working with the First Suburbs Coalition communities to implement the strategies outlined in the effort, including the development of a regional housing data hub.

In 2019 and 2020, Johnson County communities, including Overland Park, worked with United Community Services and a consultant to conduct a countywide housing study. To understand the state of housing supply and demand in the county, this study combined an extensive public input process and analysis of the demographic and market trends. In late 2020/early 2021, the UCS and the consultant finalized the plan and quickly transitioned into implementation with the development of a Housing for All Toolkit. UCS and consultants presented the Toolkit to the Overland Park City Council in 2021. Comments on the plan were positive and supportive of many strategies outlined in the Toolkit.

The City intends to have a larger public policy conversation about barriers to affordable housing as it relates to land use and future land use as part of an extensive Comprehensive Plan update. The planning process is set to begin in mid-2022 and last through 2023.

Actions taken to address obstacles to meeting underserved needs. 91.220(k); 91.320(j)

In 2020, Overland Park provided funding to the following agencies to help meet underserved needs: Catholic Charities, Friends of JCDS, Hillcrest Transitional Housing, Johnson County Park and Recreation, Johnson County Interfaith Hospitality Network, Metro Lutheran Ministry, Safehome, The Salvation Army, YMCA of Greater Kansas City, and United Community Services.

The City continues to support and participate in initiatives of the Johnson County Continuum of Care to help meet underserved needs.

Actions taken to reduce lead-based paint hazards. 91.220(k); 91.320(j)

According to the city of Overland Park development records, 43.1% of single-family housing units within the City's boundaries were built prior to 1980, which includes the construction period of the greatest likelihood for lead-based paint hazards. Overland Park's agreement with Johnson County Housing Services for the Minor Home Repair Program includes terms and conditions that require lead-based paint safe work practices and remediation activities when necessary. Johnson County Housing Services trains staff in Lead Safe Work Practices as lead-based paint inspectors and risk assessors, along with several contractors certified as lead-based abatement supervisors and certified lead based-workers.

Actions taken to reduce the number of poverty-level families. 91.220(k); 91.320(j)

The city of Overland Park's 2020-2024 Consolidated Plan recognizes the City lacks enough resources and capacity to effectively target the issue of poverty by itself. The City does not provide services directly to individuals but provides grant funding to various agencies in order to assist households with incomes at or below the poverty level threshold.

Related to reducing poverty, the highest priority Plan objective is to support neighborhood revitalization strategies to improve conditions where people live. Since 2006, the City gathers and reports Neighborhood Indicators data as a tool to evaluate programs or activities targeted in a specific area and

to identify areas that may need additional attention or resources. The Neighborhood Indicators include seven data sets used to monitor changes to the quality of life factors at the neighborhood level (See attached maps, “Neighborhood Indicators”). The data reviewed includes:

- Absentee Ownership (single-family)
- Property Maintenance
- Median Appraised Value (single-family)
- Measure of Need (Number of students enrolled in the Free and Reduced Cost Lunch Program)
- Community Development Block Grant (CDBG) Eligible Areas
- Crime - Single-Family/Duplex
- Crime - Multi-Family

The extent of need and the declining resources available for publicly funded assistance programs also requires community partnerships whenever possible. Through a partnership with Johnson County, City residents have access to one of four Multi-Service Centers, with a variety of resources, including stabilization assistance, utility assistance, case management, self-sufficiency, and referrals. The City assists by providing funds to help qualified individuals or families with financial assistance and services. Through CDBG awards, the City funds activities specifically designed to move people out of poverty, such as childcare for parents who are working or seeking an education, self-sufficiency programs that move participants toward financial goals, or transition from homelessness to permanent housing. The City continues to provide emergency assistance through United Community Services (UCS), a countywide non-profit agency that serves the Johnson County human service system. Assistance provided through UCS comes from the city’s general fund and is restricted to help Overland Park residents living with incomes below the poverty line with one-time utility and/or rental assistance.

Actions taken to develop institutional structure. 91.220(k); 91.320(j)

The city of Overland Park actively seeks to hire or appoint persons who represent the diversity of the community to both staff and volunteer positions. The CDBG Advisory Committee draws membership from throughout the community, including people who live or work in areas that are either CDBG eligible or adjacent to areas that are low and moderate-income qualified.

Actions taken to enhance coordination between public and private housing and social service agencies. 91.220(k); 91.320(j)

The city of Overland Park has several public-private cooperation agreements, including, but not limited to United Community Services, to deliver social services to Overland Park residents on the City’s behalf and Johnson County Human Services, to provide homeowner housing rehabilitation services. City staff actively participates in the Johnson County Continuum of Care.

The City invited a broad representation of persons from the real estate and rental housing industry to participate with neighborhood leaders and others in discussions regarding the development of the

Rental Licensing Program. City staff and elected officials take leadership roles in a variety of initiatives sponsored by the Mid-America Regional Council (MARC). That group distinguished itself on a national level by its success at cultivating public/private partnerships to identify and solve key regional issues, most of which are related to housing, transportation and employment. In fall 2019, the Mid-America Regional Council's (MARC's) First Suburbs Coalition completed an economic development pilot project with the National League of Cities' First Tier Suburbs Council. The project focused on workforce housing needs related to economic development in first-tier suburbs in the Kansas City region. A consultant assisted with the effort, which involved economic data analysis and facilitating a one-day Regional Housing Summit, with participation from Overland Park staff and elected officials. Recommended strategies identified through the effort include:

- Promote knowledge sharing.
- Preserve existing housing.
- Increase the amount of housing available.
- Increase access to and the availability of financing.
- Enact regulatory changes.

MARC is currently working with the First Suburbs Coalition communities to implement the strategies outlined in the effort, including the development of a regional housing data hub.

The City also worked closely with area chambers of commerce in the development and promotion of the Small Business Economic Recovery Program, including the Overland Park Chamber of Commerce, Asian American Chamber of Commerce, Heartland Black Chamber of Commerce, Hispanic Chamber of Commerce, Northeast Johnson County Chamber of Commerce, Downtown Overland Park Partnership, and the Interurban Arthouse.

Identify actions taken to overcome the effects of any impediments identified in the jurisdictions analysis of impediments to fair housing choice. 91.520(a)

Since 2006, the City gathers and reports Neighborhood Indicators data as a tool to evaluate programs or activities targeted in a specific area and to identify areas that may need additional attention or resources. The Neighborhood Indicators include seven data sets used to monitor changes to the quality of life factors at the neighborhood level (See attached maps, "Neighborhood Indicators"). The data reviewed includes:

- Absentee Ownership (single-family)
- Property Maintenance
- Median Appraised Value (single-family)
- Measure of Need (Number of students enrolled in the Free and Reduced Cost Lunch Program)
- Community Development Block Grant (CDBG) Eligible Areas
- Crime - Single-Family/Duplex
- Crime - Multi-Family

Overland Park market rental rates remain some of the highest in the Kansas City Metro area. Conditions in some individual units are not necessarily superior to other areas. While the City has not been able to attract the development of new low to moderate-income housing, it is making a strong effort to improve the quality of existing housing, especially of rental housing, through the Rental Inspection Program. In addition, the City looks to expand housing choice and look for ways to attract affordable housing as prioritized in the city's strategic vision plan, ForwardOP. The plan, adopted in 2019, outlined actions the city should take to increase housing choice and housing affordability:

- Create more diverse housing options
- Create an age-friendly and all-abilities community plan
- Strengthen the identity of neighborhoods
- Establish policies that support the creation of "pocket neighborhoods"
- Convent conferences on the topic of maintaining vibrant suburbs

Persons with disabilities, families with mixed immigration status, and others caught in the cycle of poverty and homelessness often must cope with substandard housing or accept discriminatory practices by operators who are not subject to local regulation. Overland Park used funds in 2021 to assist Friends of JCDS (Johnson County Developmental Supports), a non-profit organization that serves persons with intellectual disabilities, to make accessibility and efficiency improvements to several of the homes it owns within the city.

The city views the Johnson County Housing Study as a first step to the Analysis of Impediment. As a partner community in the Johnson County Housing Study and Housing Toolkit for All, the city provided requested data, participated in the Steering Committee and other stakeholder meetings, and presented the recommendations to the Governing Body. Currently, the city is kicking off a Comprehensive Plan update, which will incorporate recommendations from the Housing Study into the city's policies and ordinances. The Comprehensive Plan update process will also analyze community demographics to help with the decision-making process. Identification of the problems will help to promote efforts to increase housing affordability and housing choice in Overland Park. The city anticipates completing an Analysis of Impediment alongside the next five-year Consolidated Plan review and update slated to begin in 2023.

CR-40 - Monitoring 91.220 and 91.230

Describe the standards and procedures used to monitor activities carried out in furtherance of the plan and used to ensure long-term compliance with requirements of the programs involved, including minority business outreach and the comprehensive planning requirements

The city of Overland Park maintains all project files, rules and procedures applicable to CDBG projects. CDBG sub-grantees must sign a grant agreement that details their obligations to the City. The majority of subgrantees also receive CDBG funds annually from Johnson County, requiring them to attend training each year on CDBG rules and regulations, records to be maintained, purchasing policies, minority and women business procedures, Davis-Bacon, and related Acts, if applicable to the activity.

The Overland Park grant agreement includes rules and regulations, files and records to be maintained, purchasing policies, income verification procedures, non-discrimination policy, Age and ADA discrimination prevention. Recipients receiving over \$750,000 in Federal dollars within the agency are asked to submit a Single Audit report with their grant documents.

Staff maintains contact with subgrantees throughout the term of the grant, including quarterly reviews. Staff completes formal and informal site visits and file reviews periodically to identify potential problem areas and to assure compliance with the program. Staff completes documentation and on-site monitoring visits at the closeout of the grant and places the results in the grant file.

The County administers the HOME and Minor Home Repair Program and monitoring is performed on an annual basis. The monitoring is structured to review the following areas: overall administrative program documentation and compliance, eligibility determination, and general program policies and fiscal transactions.

Citizen Participation Plan 91.105(d); 91.115(d)

Describe the efforts to provide citizens with reasonable notice and an opportunity to comment on performance reports.

On February 2, 2022, the City Council's Community Development Committee reviewed the draft 2021 CAPER. Additionally, staff submitted a public notice to city committees and boards, news outlets, and neighborhood leaders, as well as published in the Legal Record. Beginning on February 16, 2022, the 2021 CAPER was posted on the City's website for public comment, as well as paper copies were made available in the City Clerk's Office at City Hall. On March 7, 2022, the City Council conducted a public hearing to review the 2021 CAPER. After the public hearing, the City Council approved the submission of the 2021 CAPER to Housing and Urban Development (HUD). No comments from the public were received.

CR-45 - CDBG 91.520(c)

Specify the nature of, and reasons for, any changes in the jurisdiction's program objectives and indications of how the jurisdiction would change its programs as a result of its experiences.

The city of Overland Park continues to provide effective public services to low and moderate-income residents of the City. It collaborates with other entities to coordinate efforts and use resources wisely.

The City continues to work with Johnson County Housing Services to identify ways in which capacity issues can be addressed in order to increase the impact of the Minor Home Rehabilitation Program.

During the 2021 Program Year, the City worked to meet timely expenditures of funds, especially due to the availability of funds from multiple allocations. Due to the COVID-19 pandemic, the Johnson County Minor Home Repair Program paused activity, which resulted in lower support and no spending. Impacts from the COVID-19 pandemic are expected to ease in future program years and activity is expected to resume to the same levels as seen in previous years.

As part of the Small Business Economic Recovery Program, the city worked with its subrecipient to identify implementation issues and adjust the program as necessary. The CDBG Advisory Committee also provided guidance into how best to spend the funds. The city's support for the programs funded by the special allocation of funding for coronavirus relief (CDBG-CV) lasted throughout 2021. That support is expected to continue into 2022 until the CDBG-CV funds are depleted.

Any program subject to complex regulations requires staff and administrators to constantly stay in step with program changes and advances in technology. As more reporting functions transition to the online IDIS system, it is evident to staff and administrators that effort spent in mastering the systems HUD offers will translate into direct benefit for us. Overland Park is in an ongoing process of cross-training staff and increasing the overall depth of knowledge to support program changes on both the local and federal level.

Does this Jurisdiction have any open Brownfields Economic Development Initiative (BEDI) grants?

No

CR-45 - CDBG 91.520(c)

Specify the nature of, and reasons for, any changes in the jurisdiction's program objectives and indications of how the jurisdiction would change its programs as a result of its experiences.

The city of Overland Park continues to provide effective public services to low and moderate-income residents of the City. It collaborates with other entities to coordinate efforts and use resources wisely.

The City continues to work with Johnson County Housing Services to identify ways in which capacity issues can be addressed in order to increase the impact of the Minor Home Rehabilitation Program.

During the 2021 Program Year, the City worked to meet timely expenditures of funds, especially due to the availability of funds from multiple allocations. Due to the COVID-19 pandemic, the Johnson County Minor Home Repair Program paused activity, which resulted in lower support and no spending. Impacts from the COVID-19 pandemic are expected to ease in future program years and activity is expected to resume to the same levels as seen in previous years.

As part of the Small Business Economic Recovery Program, the city worked with its subrecipient to identify implementation issues and adjust the program as necessary. The CDBG Advisory Committee also provided guidance into how best to spend the funds. The city's support for the programs funded by the special allocation of funding for coronavirus relief (CDBG-CV) lasted throughout 2021. That support is expected to continue into 2022 until the CDBG-CV funds are depleted.

Any program subject to complex regulations requires staff and administrators to constantly stay in step with program changes and advances in technology. As more reporting functions transition to the online IDIS system, it is evident to staff and administrators that effort spent in mastering the systems HUD offers will translate into direct benefit for us. Overland Park is in an ongoing process of cross-training staff and increasing the overall depth of knowledge to support program changes on both the local and federal level.

Does this Jurisdiction have any open Brownfields Economic Development Initiative (BEDI) grants?

No

CR-58 – Section 3

Identify the number of individuals assisted and the types of assistance provided

Total Labor Hours	CDBG	HOME	ESG	HOPWA	HTF
Total Number of Activities	0	0	0	0	0
Total Labor Hours					
Total Section 3 Worker Hours					
Total Targeted Section 3 Worker Hours					

Table 8 – Total Labor Hours

Qualitative Efforts - Number of Activities by Program	CDBG	HOME	ESG	HOPWA	HTF
Outreach efforts to generate job applicants who are Public Housing Targeted Workers					
Outreach efforts to generate job applicants who are Other Funding Targeted Workers.					
Direct, on-the job training (including apprenticeships).					
Indirect training such as arranging for, contracting for, or paying tuition for, off-site training.					
Technical assistance to help Section 3 workers compete for jobs (e.g., resume assistance, coaching).					
Outreach efforts to identify and secure bids from Section 3 business concerns.					
Technical assistance to help Section 3 business concerns understand and bid on contracts.					
Division of contracts into smaller jobs to facilitate participation by Section 3 business concerns.					
Provided or connected residents with assistance in seeking employment including: drafting resumes, preparing for interviews, finding job opportunities, connecting residents to job placement services.					
Held one or more job fairs.					
Provided or connected residents with supportive services that can provide direct services or referrals.					
Provided or connected residents with supportive services that provide one or more of the following: work readiness health screenings, interview clothing, uniforms, test fees, transportation.					
Assisted residents with finding child care.					
Assisted residents to apply for, or attend community college or a four year educational institution.					
Assisted residents to apply for, or attend vocational/technical training.					
Assisted residents to obtain financial literacy training and/or coaching.					
Bonding assistance, guaranties, or other efforts to support viable bids from Section 3 business concerns.					
Provided or connected residents with training on computer use or online technologies.					
Promoting the use of a business registry designed to create opportunities for disadvantaged and small businesses.					
Outreach, engagement, or referrals with the state one-stop system, as designed in Section 121(e)(2) of the Workforce Innovation and Opportunity Act.					
Other.					

Table 9 – Qualitative Efforts - Number of Activities by Program

Attachment

PR-26 CDBG Financial Summary Report

	Office of Community Planning and Development	DATE: 01-12-22
	U.S. Department of Housing and Urban Development	TIME: 15:37
	Integrated Disbursement and Information System	PAGE: 1
	PR25 - CDBG Financial Summary Report	
	Program Year 2021	

OVERLAND PARK, KS

PART I: SUMMARY OF CDBG RESOURCES		
01 UNEXPENDED CDBG FUNDS AT END OF PREVIOUS PROGRAM YEAR		799,049.32
02 ENTITLEMENT GRANT		792,615.00
03 SURPLUS URBAN RENEWAL		0.00
04 SECTION 108 GUARANTEED LOAN FUNDS		0.00
05 CURRENT YEAR PROGRAM INCOME		0.00
05a CURRENT YEAR SECTION 108 PROGRAM INCOME (FOR SI TYPE)		0.00
06 FUNDS RETURNED TO THE LINE-OF-CREDIT		0.00
06a FUNDS RETURNED TO THE LOCAL CDBG ACCOUNT		0.00
07 ADJUSTMENT TO COMPUTE TOTAL AVAILABLE		0.00
08 TOTAL AVAILABLE (SUM, LINES 01-07)		1,591,664.32
PART II: SUMMARY OF CDBG EXPENDITURES		
09 DISBURSEMENTS OTHER THAN SECTION 108 REPAYMENTS AND PLANNING/ADMINISTRATION		150,156.21
10 ADJUSTMENT TO COMPUTE TOTAL AMOUNT SUBJECT TO LOW/MOD BENEFIT		0.00
11 AMOUNT SUBJECT TO LOW/MOD BENEFIT (LINE 09 + LINE 10)		150,156.21
12 DISBURSED IN IDIS FOR PLANNING/ADMINISTRATION		100,000.00
13 DISBURSED IN IDIS FOR SECTION 108 REPAYMENTS		0.00
14 ADJUSTMENT TO COMPUTE TOTAL EXPENDITURES		0.00
15 TOTAL EXPENDITURES (SUM, LINES 11-14)		250,156.21
16 UNEXPENDED BALANCE (LINE 08 - LINE 15)		1,341,508.11
PART III: LOW/MOD BENEFIT THIS REPORTING PERIOD		
17 EXPENDED FOR LOW/MOD HOUSING IN SPECIAL AREAS		0.00
18 EXPENDED FOR LOW/MOD MULTI-UNIT HOUSING		0.00
19 DISBURSED FOR OTHER LOW/MOD ACTIVITIES		150,156.21
20 ADJUSTMENT TO COMPUTE TOTAL LOW/MOD CREDIT		0.00
21 TOTAL LOW/MOD CREDIT (SUM, LINES 17-20)		150,156.21
22 PERCENT LOW/MOD CREDIT (LINE 21/LINE 11)		100.00%
LOW/MOD BENEFIT FOR MULTI-YEAR CERTIFICATIONS		
23 PROGRAM YEARS(PY) COVERED IN CERTIFICATION	PY: 2020 PY: 2021 PY: 2022	
24 CUMULATIVE NET EXPENDITURES SUBJECT TO LOW/MOD BENEFIT CALCULATION		428,714.02
25 CUMULATIVE EXPENDITURES BENEFITING LOW/MOD PERSONS		428,714.02
26 PERCENT BENEFIT TO LOW/MOD PERSONS (LINE 25/LINE 24)		100.00%
PART IV: PUBLIC SERVICE (PS) CAP CALCULATIONS		
27 DISBURSED IN IDIS FOR PUBLIC SERVICES		72,942.75
28 PS UNLIQUIDATED OBLIGATIONS AT END OF CURRENT PROGRAM YEAR		0.00
29 PS UNLIQUIDATED OBLIGATIONS AT END OF PREVIOUS PROGRAM YEAR		0.00
30 ADJUSTMENT TO COMPUTE TOTAL PS OBLIGATIONS		0.00
31 TOTAL PS OBLIGATIONS (LINE 27 + LINE 28 - LINE 29 + LINE 30)		72,942.75
32 ENTITLEMENT GRANT		792,615.00
33 PRIOR YEAR PROGRAM INCOME		0.00
34 ADJUSTMENT TO COMPUTE TOTAL SUBJECT TO PS CAP		0.00
35 TOTAL SUBJECT TO PS CAP (SUM, LINES 32-34)		792,615.00
36 PERCENT FUNDS OBLIGATED FOR PS ACTIVITIES (LINE 31/LINE 35)		9.20%
PART V: PLANNING AND ADMINISTRATION (PA) CAP		
37 DISBURSED IN IDIS FOR PLANNING/ADMINISTRATION		100,000.00
38 PA UNLIQUIDATED OBLIGATIONS AT END OF CURRENT PROGRAM YEAR		0.00
39 PA UNLIQUIDATED OBLIGATIONS AT END OF PREVIOUS PROGRAM YEAR		0.00
40 ADJUSTMENT TO COMPUTE TOTAL PA OBLIGATIONS		0.00
41 TOTAL PA OBLIGATIONS (LINE 37 + LINE 38 - LINE 39 +LINE 40)		100,000.00
42 ENTITLEMENT GRANT		792,615.00
43 CURRENT YEAR PROGRAM INCOME		0.00
44 ADJUSTMENT TO COMPUTE TOTAL SUBJECT TO PA CAP		0.00
45 TOTAL SUBJECT TO PA CAP (SUM, LINES 42-44)		792,615.00
46 PERCENT FUNDS OBLIGATED FOR PA ACTIVITIES (LINE 41/LINE 45)		12.62%



Office of Community Planning and Development
U.S. Department of Housing and Urban Development
Integrated Disbursement and Information System
PR25 - CDBG Financial Summary Report
Program Year 2021
OVERLAND PARK, KS

DATE: 01-12-22
TIME: 15:37
PAGE: 2

LINE 17 DETAIL: ACTIVITIES TO CONSIDER IN DETERMINING THE AMOUNT TO ENTER ON LINE 17
Report returned no data.

LINE 18 DETAIL: ACTIVITIES TO CONSIDER IN DETERMINING THE AMOUNT TO ENTER ON LINE 18
Report returned no data.

LINE 19 DETAIL: ACTIVITIES INCLUDED IN THE COMPUTATION OF LINE 19

Plan Year	IDIS Project	IDIS Activity	Voucher Number	Activity Name	Matrix Code	National Objective	Drawn Amount
2020	2	310	6542234	Friends of JODS	03B	LWC	\$67,213.46
					03B	Matrix Code	\$67,213.46
2020	6	312	6542234	Johnson County Interfaith Hospitality Network	03C	LWC	\$10,000.00
					03C	Matrix Code	\$10,000.00
2020	5	305	6511117	Hillcrest Transitional Housing: Operating	03T	LWC	\$3,542.87
2020	5	305	6570162	Hillcrest Transitional Housing: Operating	03T	LWC	\$13,704.13
					03T	Matrix Code	\$17,247.00
2020	7	311	6542234	Johnson County Park and Recreation District	05L	LWC	\$5,167.50
2020	10	313	6542234	YMCA of Greater Kansas City	05L	LWC	\$2,748.25
					05L	Matrix Code	\$7,915.75
2020	4	302	6511117	Catholic Charities of Northeast Kansas	05Q	LWC	\$7,705.41
2020	4	302	6542234	Catholic Charities of Northeast Kansas	05Q	LWC	\$12,294.59
2020	5	304	6511117	Hillcrest Transitional Housing: Rapid Re-housing	05Q	LWC	\$3,986.79
2020	5	304	6570162	Hillcrest Transitional Housing: Rapid Re-housing	05Q	LWC	\$3,766.21
2020	8	303	6511117	Safehome	05Q	LWC	\$11,091.29
2020	8	303	6575168	Safehome	05Q	LWC	\$3,908.71
2020	9	314	6542234	The Salvation Army	05Q	LWC	\$5,027.00
					05Q	Matrix Code	\$47,780.00
Total							\$150,156.21

LINE 27 DETAIL: ACTIVITIES INCLUDED IN THE COMPUTATION OF LINE 27

Plan Year	IDIS Project	IDIS Activity	Voucher Number	Activity to prevent, prepare for, and respond to Coronavirus	Activity Name	Grant Number	Fund Type	Matrix Code	National Objective	Drawn Amount
2020	5	305	6511117	No	Hillcrest Transitional Housing: Operating	B20MC200002	EN	03T	LWC	\$3,542.87
2020	5	305	6570162	No	Hillcrest Transitional Housing: Operating	B20MC200002	EN	03T	LWC	\$13,704.13
								03T	Matrix Code	\$17,247.00
2020	7	311	6542234	No	Johnson County Park and Recreation District	B20MC200002	EN	05L	LWC	\$5,167.50
2020	10	313	6542234	No	YMCA of Greater Kansas City	B20MC200002	EN	05L	LWC	\$2,748.25
								05L	Matrix Code	\$7,915.75
2020	4	302	6511117	No	Catholic Charities of Northeast Kansas	B20MC200002	EN	05Q	LWC	\$7,705.41
2020	4	302	6542234	No	Catholic Charities of Northeast Kansas	B20MC200002	EN	05Q	LWC	\$12,294.59
2020	5	304	6511117	No	Hillcrest Transitional Housing: Rapid Re-housing	B20MC200002	EN	05Q	LWC	\$3,986.79
2020	5	304	6570162	No	Hillcrest Transitional Housing: Rapid Re-housing	B20MC200002	EN	05Q	LWC	\$3,766.21
2020	8	303	6511117	No	Safehome	B20MC200002	EN	05Q	LWC	\$11,091.29
2020	8	303	6575168	No	Safehome	B20MC200002	EN	05Q	LWC	\$3,908.71
2020	9	314	6542234	No	The Salvation Army	B20MC200002	EN	05Q	LWC	\$5,027.00
								05Q	Matrix Code	\$47,780.00
Total				No	Activity to prevent, prepare for, and respond to Coronavirus					\$72,942.75
										\$72,942.75

LINE 37 DETAIL: ACTIVITIES INCLUDED IN THE COMPUTATION OF LINE 37

Plan Year	IDIS Project	IDIS Activity	Voucher Number	Activity Name	Matrix Code	National Objective	Drawn Amount
2020	11	300	6465451	City of Overland Park Administration	21A		\$31,321.20
2020	11	300	6486219	City of Overland Park Administration	21A		\$17,411.43
2020	11	300	6511117	City of Overland Park Administration	21A		\$19,316.63
2020	11	300	6542234	City of Overland Park Administration	21A		\$15,940.27
2020	11	300	6556562	City of Overland Park Administration	21A		\$7,958.37
2020	11	300	6570162	City of Overland Park Administration	21A		\$8,052.10
					21A	Matrix Code	\$100,000.00
Total							\$100,000.00

PR-26 CDBG-CV Financial Summary Report



Office of Community Planning and Development
U.S. Department of Housing and Urban Development
Integrated Disbursement and Information System
PR26 - CDBG-CV Financial Summary Report
OVERLAND PARK, KS

DATE: 01-20-22
TIME: 12:02
PAGE: 1

PART I: SUMMARY OF CDBG-CV RESOURCES	
01 CDBG-CV GRANT	1,247,762.00
02 FUNDS RETURNED TO THE LINE-OF-CREDIT	0.00
03 FUNDS RETURNED TO THE LOCAL CDBG ACCOUNT	0.00
04 TOTAL AVAILABLE (SUM, LINES 01-03)	1,247,762.00
PART II: SUMMARY OF CDBG-CV EXPENDITURES	
05 DISBURSEMENTS OTHER THAN SECTION 108 REPAYMENTS AND PLANNING/ADMINISTRATION	471,723.87
06 DISBURSED IN IDIS FOR PLANNING/ADMINISTRATION	17,770.11
07 DISBURSED IN IDIS FOR SECTION 108 REPAYMENTS	0.00
08 TOTAL EXPENDITURES (SUM, LINES 05 - 07)	489,493.98
09 UNEXPENDED BALANCE (LINE 04 - LINE 8)	758,268.02
PART III: LOW/MOD BENEFIT FOR THE CDBG-CV GRANT	
10 EXPENDED FOR LOW/MOD HOUSING IN SPECIAL AREAS	0.00
11 EXPENDED FOR LOW/MOD MULTI-UNIT HOUSING	0.00
12 DISBURSED FOR OTHER LOW/MOD ACTIVITIES	471,723.87
13 TOTAL LOW/MOD CREDIT (SUM, LINES 10 - 12)	471,723.87
14 AMOUNT SUBJECT TO LOW/MOD BENEFIT (LINE 05)	471,723.87
15 PERCENT LOW/MOD CREDIT (LINE 13/LINE 14)	100.00%
PART IV: PUBLIC SERVICE (PS) CALCULATIONS	
16 DISBURSED IN IDIS FOR PUBLIC SERVICES	72,812.80
17 CDBG-CV GRANT	1,247,762.00
18 PERCENT OF FUNDS DISBURSED FOR PS ACTIVITIES (LINE 16/LINE 17)	5.84%
PART V: PLANNING AND ADMINISTRATION (PA) CAP	
19 DISBURSED IN IDIS FOR PLANNING/ADMINISTRATION	17,770.11
20 CDBG-CV GRANT	1,247,762.00
21 PERCENT OF FUNDS DISBURSED FOR PA ACTIVITIES (LINE 19/LINE 20)	1.42%



Office of Community Planning and Development
U.S. Department of Housing and Urban Development
Integrated Disbursement and Information System
PR26 - CDBG-CV Financial Summary Report
OVERLAND PARK, KS

DATE: 01-20-22
TIME: 12:02
PAGE: 2

LINE 10 DETAIL: ACTIVITIES TO CONSIDER IN DETERMINING THE AMOUNT TO ENTER ON LINE 10

Report returned no data.

LINE 11 DETAIL: ACTIVITIES TO CONSIDER IN DETERMINING THE AMOUNT TO ENTER ON LINE 11

Report returned no data.

LINE 12 DETAIL: ACTIVITIES INCLUDED IN THE COMPUTATION OF LINE 12

Plan Year	IDIS Project	IDIS Activity	Voucher Number	Activity Name	Matrix Code	National Objective	Drawn Amount
2020	13	301	6511117	Community Capital Fund - Job Retention	18A	LMJ	\$185,000.00
			6542234	Community Capital Fund - Job Retention	18A	LMJ	\$42,436.85
			6570162	Community Capital Fund - Job Retention	18A	LMJ	\$24,174.22
	15	318	6575168	Community Capital Fund - Microenterprise	18C	LMCMC	\$147,300.00
	16	306	6511117	Catholic Charities of Northeast Kansas - CV	05Q	LMC	\$13,736.95
			6542234	Catholic Charities of Northeast Kansas - CV	05Q	LMC	\$14,811.66
			6570162	Catholic Charities of Northeast Kansas - CV	05Q	LMC	\$8,884.42
	18	317	6570162	Metro Lutheran Ministry - CV Assistance	05Q	LMC	\$29,167.95
	19	309	6542234	Safehome - CV	05Q	LMC	\$3,908.71
			6575168	Safehome - CV	05Q	LMC	\$2,303.11
Total							\$471,723.87

LINE 16 DETAIL: ACTIVITIES INCLUDED IN THE COMPUTATION OF LINE 16

Plan Year	IDIS Project	IDIS Activity	Voucher Number	Activity Name	Matrix Code	National Objective	Drawn Amount
2020	16	306	6511117	Catholic Charities of Northeast Kansas - CV	05Q	LMC	\$13,736.95
			6542234	Catholic Charities of Northeast Kansas - CV	05Q	LMC	\$14,811.66
			6570162	Catholic Charities of Northeast Kansas - CV	05Q	LMC	\$8,884.42
	18	317	6570162	Metro Lutheran Ministry - CV Assistance	05Q	LMC	\$29,167.95
	19	309	6542234	Safehome - CV	05Q	LMC	\$3,908.71
			6575168	Safehome - CV	05Q	LMC	\$2,303.11
Total							\$72,812.80

LINE 19 DETAIL: ACTIVITIES INCLUDED IN THE COMPUTATION OF LINE 19

Plan Year	IDIS Project	IDIS Activity	Voucher Number	Activity Name	Matrix Code	National Objective	Drawn Amount
2020	20	308	6542234	City of Overland Park Administration - CV	21A		\$17,609.88
			6575168	City of Overland Park Administration - CV	21A		\$160.23
Total							\$17,770.11

Public Notice Documents

NOTICE OF PUBLIC HEARING FOR THE CITY OF OVERLAND PARK'S COMMUNITY DEVELOPMENT BLOCK GRANT 2021 CONSOLIDATED ANNUAL PERFORMANCE AND EVALUATION REPORT

Date of Publication: February 15, 2022

City of Overland Park
8500 Antioch Road
Overland Park, Kansas 66212
(913) 895-6192

Notice is hereby given to all interested agencies, groups and residents of Overland Park that the Governing Body of Overland Park will conduct a public hearing on the City's Community Development Block Grant (CDBG) 2021 Consolidated Annual Performance and Evaluation Report (CAPER) at its regularly scheduled meeting to be held at 7:30 p.m. on Monday, March 7, 2022. The public hearing allows the Governing Body to receive comments from the public.

Members of the public may participate in legally required public hearings when invited by the Mayor to provide comments on an agenda item. The city will also receive written comments in advance of the meeting at the links provided on the agenda where public comments will be accepted.

Persons who wish to appear before the Governing Body to provide in-person comments will be asked to abide by social distancing guidelines and, depending on the number of persons in attendance, may be asked to wait outside the Council Chamber until the Governing Body is considering the item. Members of the public can also view the meeting online by viewing the live stream at opkansas.civicweb.net and selecting "Watch Live".

The CAPER evaluates the city's use of federal CDBG funds received from the U.S. Department of Housing and Urban Development (HUD) during the 2021 program year. The CAPER identifies activities undertaken and/or completed during the period of January 1 to December 31, 2021. The report assesses the city's activities and accomplishments in relation to the 2020-2024 Consolidated Plan and the 2021 Annual Action Plan.

The public is welcome to review the document at the following locations:

- City of Overland Park, City Clerk's Office: City Hall, 8500 Santa Fe Drive
- City of Overland Park's website: www.opkansas.org/city-services/neighborhoods/community-development-block-grant-program.

For questions regarding the 2021 CAPER, please contact:
Erin Ollig, Manager Strategic Planning
913-895-6242

Submit written comments to:
Erin Ollig
Erin.Ollig@opkansas.org
OR
City of Overland Park - Neighborhood Services
8500 Antioch Road
Overland Park, KS 66212

[Home](#) > [City Services](#) > [Neighborhoods](#) > CDBG Program

[Community Development Block Grant Program Menu](#)

Community Development Block Grant Program

The City of Overland Park receives Community Development Block Grant funding from the [U.S. Department of Housing and Urban Development](#).

Annual grant funding is available to local non-profit and government organizations for projects that benefit low and moderate income individuals in Overland Park.

Contact

Ruanda McFerren
Ruanda.McFerren@opkansas.org
913-895-6192

CDBG Documents

Notifications

- [CDBG Consolidated Annual Performance Evaluation Report](#)
- [City of Overland Park KS 2021 CAPER draft](#)

Annual Plans

[2022 Annual Action Plan](#)
[2021 Annual Action Plan](#)
[2020-2024 Consolidated Plan + 2020 Annual Action Plan](#)
[2019 Annual Action Plan](#)
[2018 Annual Action Plan](#)
[2015-2019 Consolidated Plan](#)
[Citizen Participation Plan](#)

Performance Reports

[2020 Consolidated Annual Performance Evaluation Report](#)
[2019 Consolidated Annual Performance Evaluation Report](#)
[2018 Consolidated Annual Performance Evaluation Report](#)

CDBG Advisory Committee

The [CDBG Advisory Committee](#) develops recommendations for use of CDBG block grant funds.

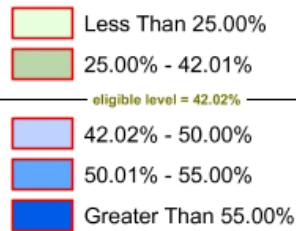
Neighborhood Indicator Maps

NEIGHBORHOOD INDICATORS 2020

OVERLAND PARK
KANSAS

CDBG Eligible Low/Moderate Income Areas (2020 Fiscal Year Allocation)

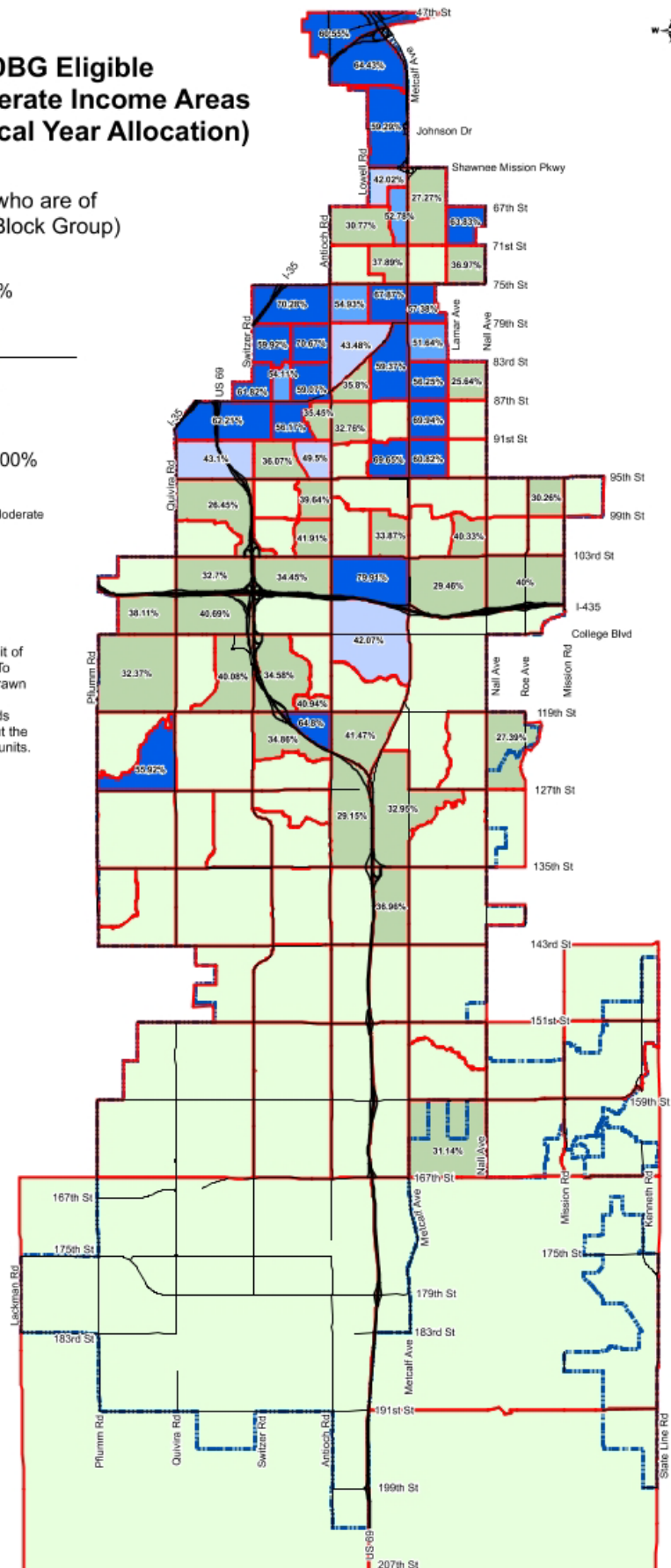
*Percentage of Persons who are of
Low/Moderate Income (by Block Group)



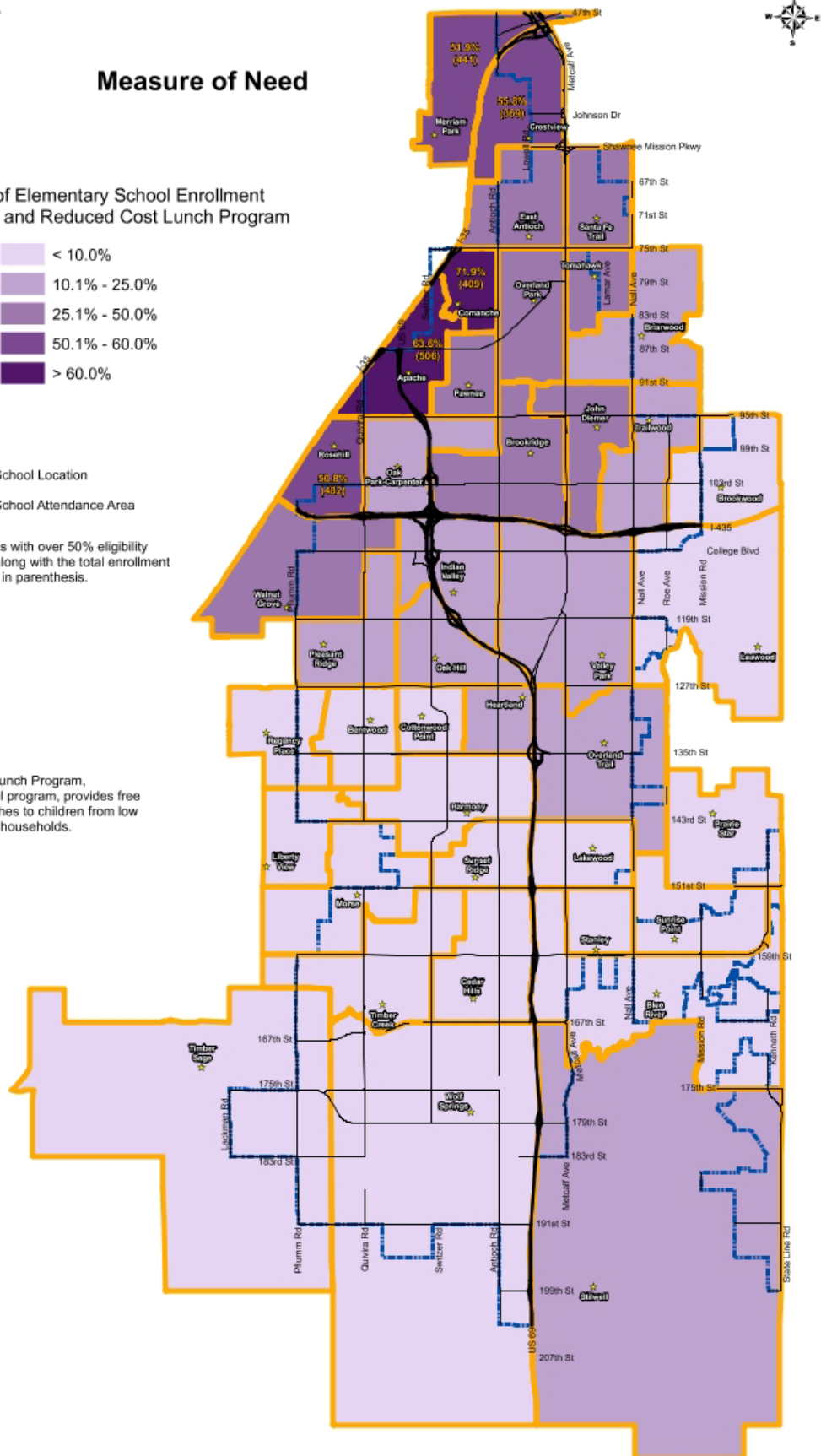
*ACS 5-Year (2011 - 2015) Low and Moderate
Income Summary Data

NOTE:

A Block Group is the smallest geographic unit of data provided by the U.S. Census Bureau. To protect personal privacy, block groups are drawn to contain 600 to 3,000 persons. The actual locations of low/moderate-income households may be concentrated or scattered throughout the boundary shown, or clustered in multifamily units.



OVERLAND PARK
K A N S A S



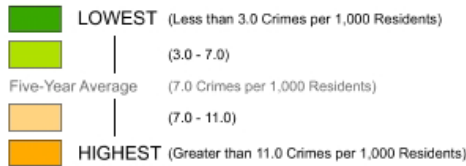
NEIGHBORHOOD INDICATORS 2020

OVERLAND PARK
KANSAS

Major Crimes

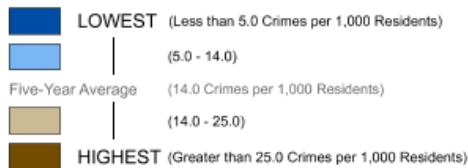
(Aggravated Assault/Battery, Arson, Auto Theft, Burglary, Murder, Rape, Robbery, and Theft)

Single-Family and Duplex Crime Rate*



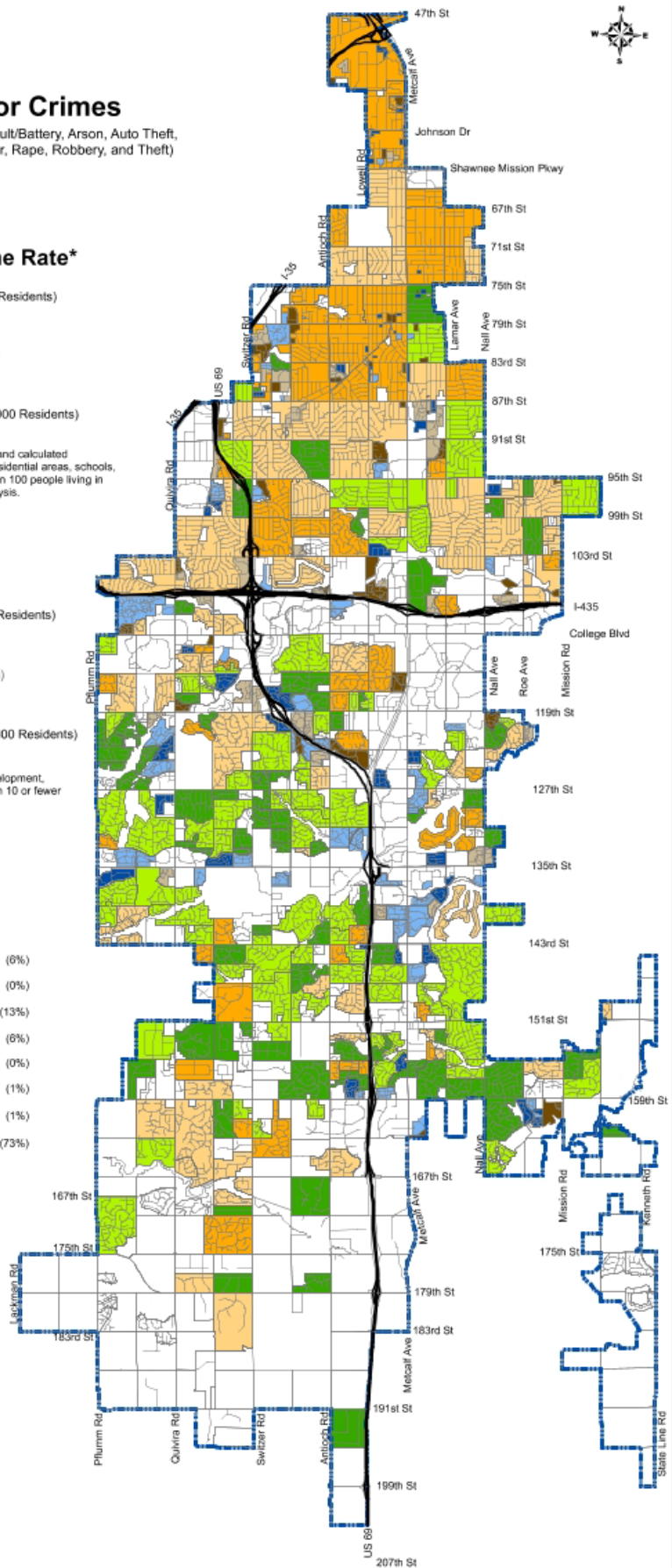
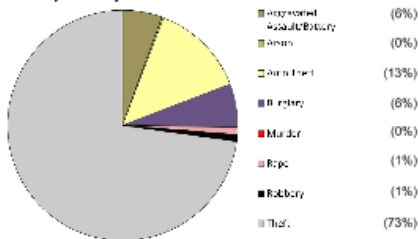
* All major crimes for the year 2020, aggregated by neighborhood, and calculated per 1,000 residents. Crime incidents which occurred within nonresidential areas, schools, and apartments were not included. Neighborhoods with fewer than 100 people living in single-family residences or duplexes were excluded from the analysis.

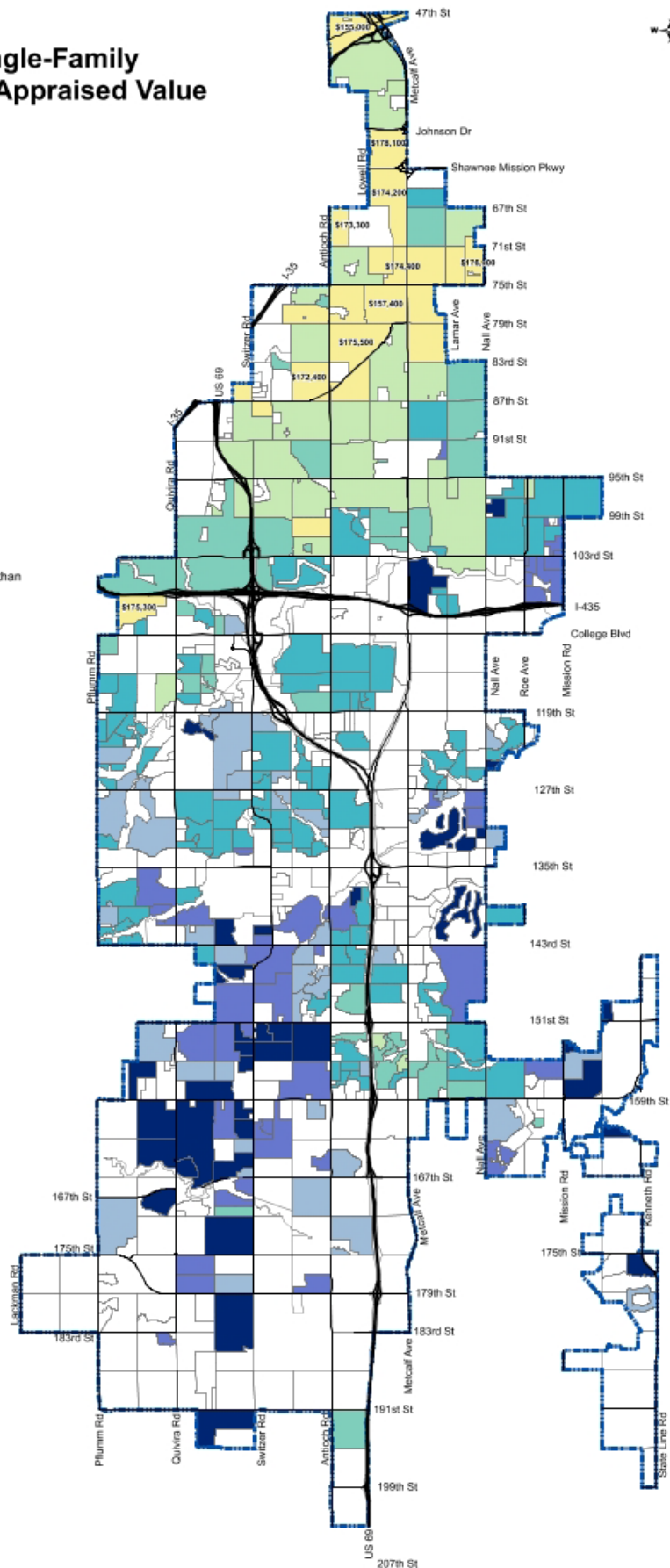
Multifamily Crime Rate**



** All major crimes for the year 2020, aggregated by multifamily development, and calculated per 1,000 residents. Multifamily developments with 10 or fewer dwelling units were excluded from the analysis.

Citywide Major Crimes - 2020



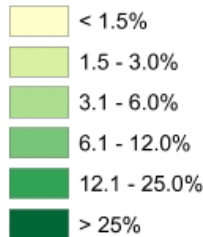


NEIGHBORHOOD INDICATORS 2020

OVERLAND PARK
KANSAS

Property Maintenance

Percentage of Residential Units with Property Maintenance Violations by Neighborhood*



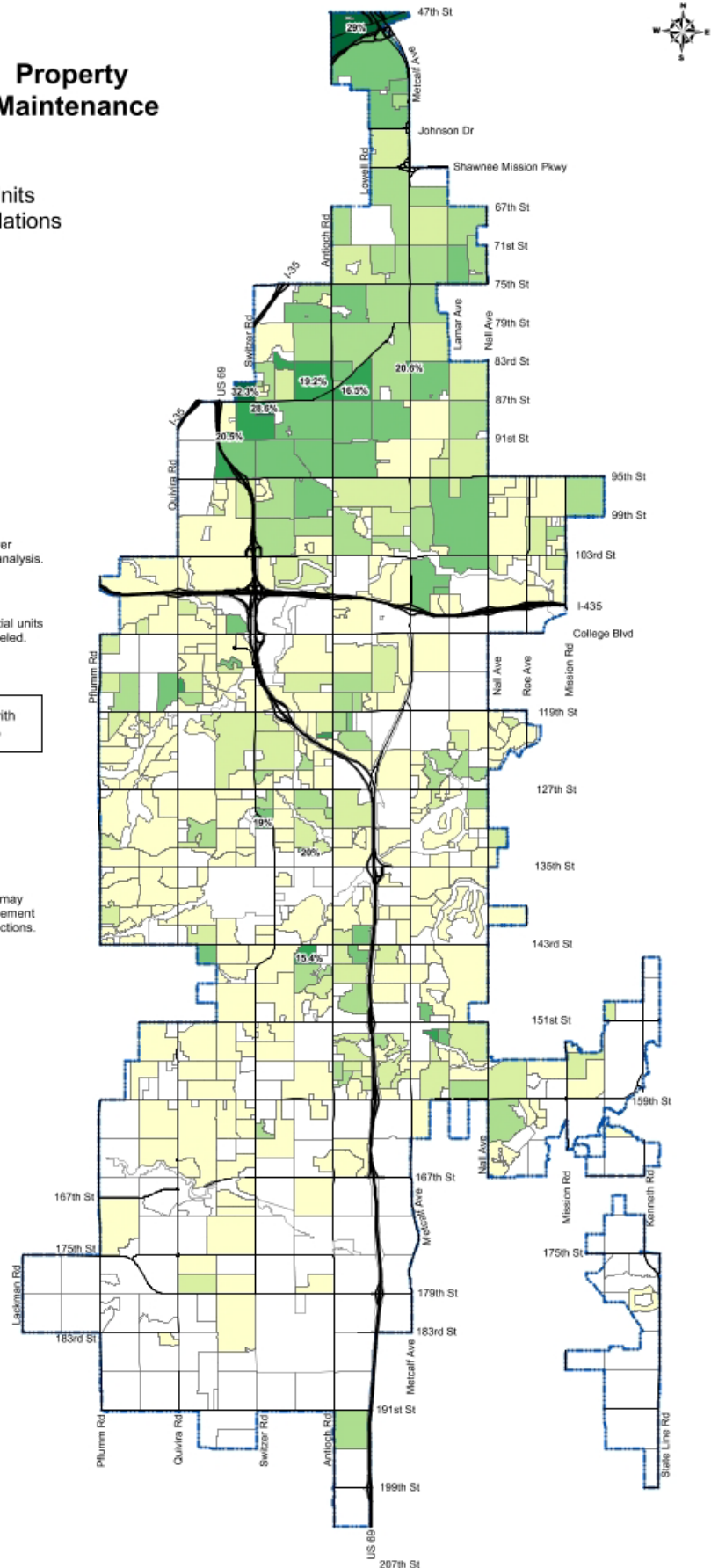
* Nonresidential areas and neighborhoods with fewer than 25 residential units were excluded from the analysis.

— The areas with the highest percentage of residential units that have property maintenance violations are labeled.

Citywide Percentage of Residential Units with Property Maintenance Violations = 2.6%

NOTE:

The number of property maintenance violations may be influenced by incidental neighborhood enforcement sweeps or how actively neighbors request inspections.



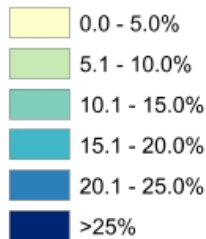
NEIGHBORHOOD INDICATORS 2020

OVERLAND PARK
K A N S A S

Single-Family Absentee Ownership

(Indicates locations where the property address
is not the same as the property tax bill address)

Percentage of Absentee-Owned
Single-Family Homes
by Neighborhood*



* Nonresidential areas and neighborhoods with fewer than 20 single-family units or under developer ownership were excluded from the analysis.

— The top 10 highest absentee ownership areas are labeled along with the actual number of absentee units.

Citywide Single-Family Absentee Ownership = 7.9%

